

## TRACKED CARRIERS

# PT-175

Compact size tracked carrier, designed to perform light to medium duty forestry work.

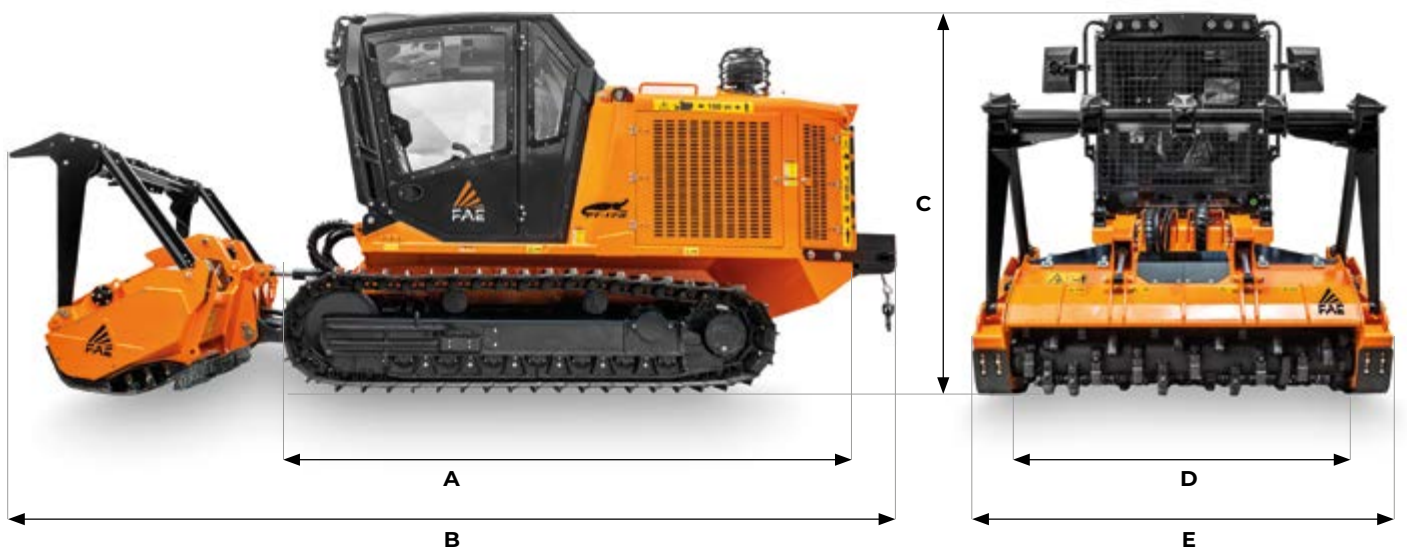


173 hp | TIER 4 FINAL / STAGE V

### STANDARD EQUIPMENT

After-treatment system DOC/DPF/SCR	Comfort driver's seat (heated and air suspended)
Engine CAT C4.4 Acert turbocharged and after-cooled	Ergonomic joysticks controls
Hydrostatic tracks transmission	Heating & Air conditioning systems
Hydrostatic attachments transmission	Double emergency exit
Basic Load Control function	Lexan® cabin windshields
H-frame with oscillating pin attach system	Cabin air filtration dust proofing
Oscillating undercarriage	LCD color 7" display
Track chains lubricated, dozer-style rollers	MP3/CD bluetooth radio player
Combined aluminum cooler anti-clogging fins style	LED working lights
Cabin ROPS/FOPS/OPS-approved	Sonic System

### DIMENSION



**A** Overall length without attachment  
**B** Transport length with 140U attachment on ground and winch

4518 mm  
 6422 mm

**C** Max height  
**D** Overall track width

2654 mm  
 1750 mm

**E** See attachments table

TECHNICAL DATA	PT-175 T4F
Engine Gross Power	173 hp
Engine Emission	U.S. EPA Tier 4 Final / EU Stage V
Travel Pumps	2 - EP control – 60 cc - Danfoss
Travel Motors	2 - HY control – 60 cc - Rexroth
Max Travel Pressure	420 Bar
Attachment Pump	1 - EP control – 100 cc - Danfoss
Max Mulcher Pressure	350 Bar
Hydraulic Oil Tank Capacity	230 L
Fuel Tank Capacity	250 L
DEF AdBlue® Tank	19 L
Track Chain	155 Pitch - Lubricated - Berco
Lower Rollers	7 + 7 Single Flange
Carrier Rollers	2 + 2
Voltage	24 volt
Max forward speed	7 Km/h
Max reverse speed	7 Km/h
Gradeability	45° vertical, 32° lateral
Operating weight	8589 Kg (std equipment, 500 mm pads) 8905 Kg (std equipment, 700 mm pads)
Ground Pressure	0,28 Kg/cm <sup>2</sup> (std equipment / 700 mm pads / 140/U-175)

## ATTACHMENT

MODEL	140/U - 140	140/U - 175	140/U - 200
Head type	Mulcher	Mulcher	Mulcher
Working width (mm)	1407	1827	2067
Total width (mm)	1751	2171	2411
Weight (Kg)	1560	1700	1800
Rotor diameter (mm)	450	450	450
Max shredding diameter (mm)	250	250	250
No. teeth type C/3+C/3/SS	28+4	38+4	42+2

### ROTOR TYPE C



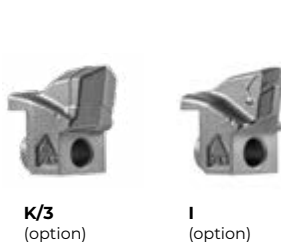
**C/3**  
(standard)

**C/3/HD**  
(option)

**BL Blade**  
(option)

**STCL/3**  
(standard)


### ROTOR TYPE I



**K/3**  
(option)

**I**  
(option)

### ROTOR BL



**BL Blade**  
(option)

**C/3/SS**  
(side scraper)